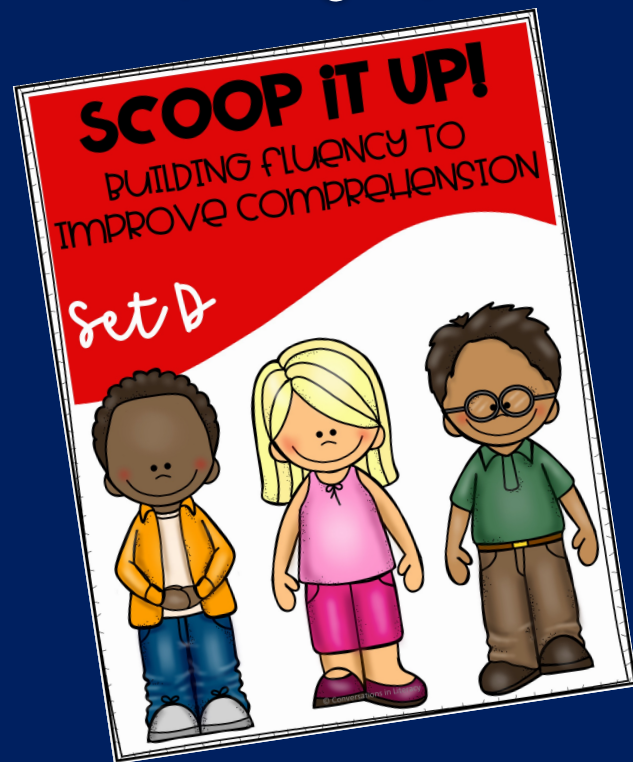



Each section helps students progress from word by word reading to phrases to sentences to paragraphs.



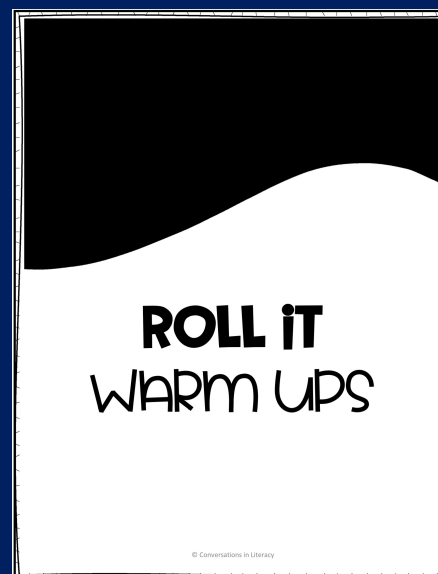
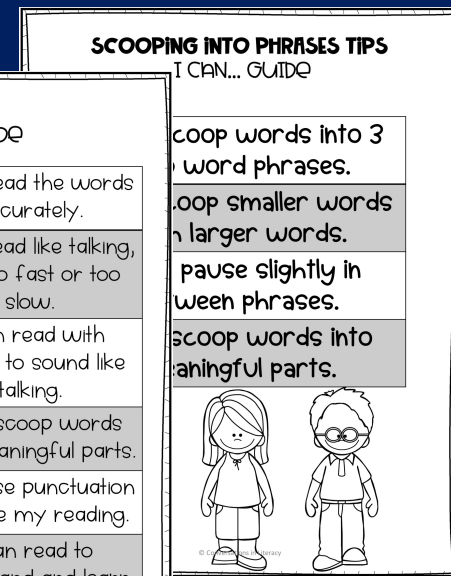
# SCOOP IT UP

## Examples of Activities

### in Sections 1 & 2



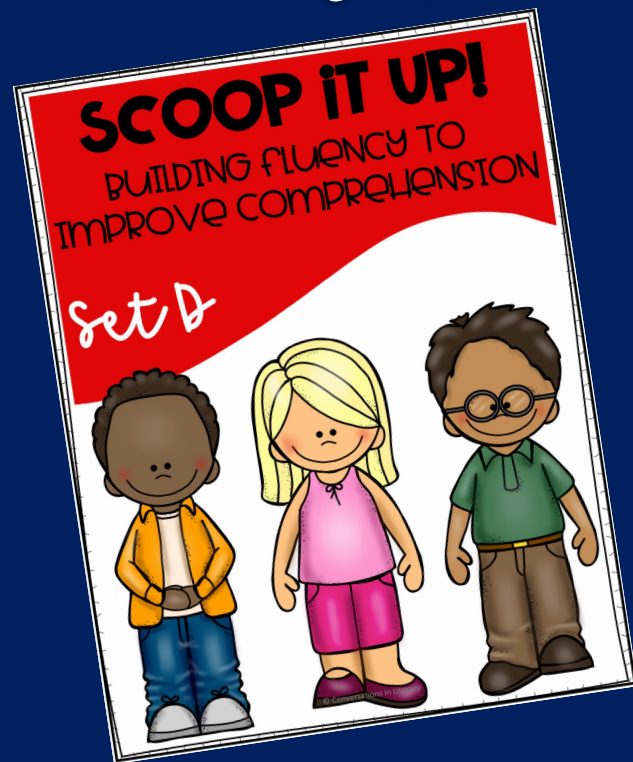
FLUENCY I CAN... GUIDE	
I can read the words accurately.	
I can read like talking, not too fast or too slow.	
I can read with feeling to sound like talking.	
I can scoop words into meaningful parts.	
I can use punctuation to guide my reading.	
I can read to understand and learn.	



Warm Up: Alphabetical	
roll the dice! Read that list and color a picture you read that list.	
best	
both	
buy	
call	
cold	
found	
gave	
goes	
green	
its	
read	
right	
sing	
sit	
sleep	

Roll It Warm Up: Mixed	
Set a timer & roll the dice! Read that list and color a picture you read that list.	
write	
made	
us	
those	
fast	
sing	
many	
would	
its	
right	
always	
us	
use	
both	
read	

Each section helps students progress from word by word reading to phrases to sentences to paragraphs.



## SCOOP IT UP Examples of Activities in Sections 3 & 4

Two cards for the "Phrasing Scoops With Support" activity. The first card has a black wavy shape at the top and the title "PHRASING SCOOPS WITH SUPPORT" in large, bold, black letters. Below the title, it says "© Conversations in Literacy". The second card has a white background and the title "Phrasing Scoops With Support" in black letters. Below the title, it says "Use a pointer to scoop and read these phrases between words. Read it like you are talking to your friend!" in smaller black letters. The card features a list of phrases in black boxes: "always here", "around there", "because I said", "been with you", "before now", "best to do it", "e my bike", "ery little", "ash these", "ich one will", "y did they", and "h on a star". Below the list, it says "© Conversations in Literacy".

Two cards for the "Spin A Phrase Game Time" activity. The first card has a black wavy shape at the top and the title "SPIN A PHRASE GAME TIME" in large, bold, black letters. Below the title, it says "© Conversations in Literacy". The second card has a white background and the title "Spin A Phrase!" in black letters. Below the title, it says "Use a paperclip to spin a color. Read one of the one breath phrases for that color and move to that spot on the game board. How quickly can you get to the end to win?" in smaller black letters. The card features a circular spinner with four colored sections: red, yellow, green, and blue. Below the spinner, it says "© Conversations in Literacy". The card also features a list of phrases in black boxes: "ich one can", "ite to her", "ve been there", "s very old", "ade me do it", "y the right one", "ep upon a bed", "sh they could go", "cause I will not", "th of us could", "e it off", "e that one first", "cause they were fast", "n't go so fast", "ays sings for me", and "rk fast". Below the list, it says "© Conversations in Literacy".

Each section helps students progress from word by word reading to phrases to sentences to paragraphs.



# SCOOP IT UP Examples of Activities in Sections 5 & 6

## SENTENCE SCOOPING WITH SUPPORT

© Conversations in Literacy

**Sentence Scooping- With Support**  
Use a pointer to scoop and read these sentences in phrases. Read it like you would be talking to your friend!

ould	know how.
s is	very green.
m	is calling you.
as	going fast.
walk	around us.
Please, don't	do it again!

© Conversations in Literacy

**Sentence Scooping- With Support**  
Use a pointer to scoop and read these sentences in phrases. Read it like you would be talking to your friend!

don't I	help you out?
und it	over there.
because	I am happy.
ways	do your best!
pon	the top of it.
are	the best to eat.

© Conversations in Literacy

## SENTENCE SCOOPING WITHOUT SUPPORT

© Conversations in Literacy

**Sentence Scooping- Without Support**  
Use a pointer to scoop and read these sentences in phrases. Read it like you would be talking to your friend!

go there. It is a lot of

d it around here? I it.

ast because you Thank them for it.

re you been? I don't you!

ever seen this t is so good!

I will do my very best! I want to do it right.

© Conversations in Literacy

**Sentence Scooping- Without Support**  
Use a pointer to scoop and read these sentences in phrases. Read it like you would be talking to your friend!

ss is green here. It is over there.

I will sleep in its bed. ou put him in it?

de me sit down. Would with me?

I read too many I don't think so!

not get off of there! help her?

want to read or write? to you.

© Conversations in Literacy

Each section helps students progress from word by word reading to phrases to sentences to paragraphs.



## SCOOP IT UP

### Examples of Activities in Sections 7, 8 & 9

